
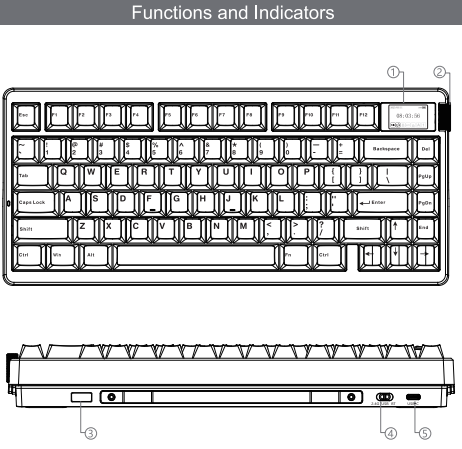


leobog x AULA



Product Manual

Functions and Indicators



- ① TFT Screen
- ② Multi-function knob
- ③ Receiver
- ④ 2.4G/USB/BT switch
- ⑤ USB-C

Product features

- Stylish exterior design with gasket structure, delivering a refined, soft and springy tactile feel.
- Ergonomic keyboard layout featuring Fn-combined shortcut keys for frequently used functions.
- Substantial build quality with responsive key actuation.
- Features a 1.14-inch TFT display on the right side, offering versatile functionality and customizable settings via driver software.
- Integrated battery indicator on the TFT screen provides clear visibility of charging status and remaining power.
- Keyboard polling rate: 1000Hz in wired mode, 1000Hz in 2.4GHz mode, 125Hz in BT mode.
- Type-C connectivity offers enhanced reliability, more stable performance, and faster charging.
- Incorporates two high-capacity rechargeable lithium batteries with a power switch, Environmentally friendly and energy-efficient, saving both effort and expense while effectively extending operational duration.
- Press and hold Fn+Esc for three seconds = Restore default settings and display the startup screen. Previously connected Bluetooth devices will be retained and not cleared.

Standard Edition Keyboard Shortcuts Guide

Fn+	ESC	~	1	2	3
Combination function	Restore defaults	2.4G	BT 1#	BT 2#	BT 3#
Fn+	↵	TAB	M	I	I
Combination function	Lighting Mode Switch	Colour switching	Switch on/off ambient lighting	Brightness+	Brightness-
Fn+	←	→	Shift-R	/?	>-R
Combination function	Speed-	Speed+	Switch ambient lighting mode	Switch ambient light colour	Cycle through ambient light brightness levels
Fn+	Ctrl-R	U	I	O	DEL
Combination function	Cycle ambient lighting speed	PRTS	SCRK	PAUSE	INS
Fn+	END	Backspace	Scroll wheel	WIN-L	
Combination function	HOME	Switch on/off screen	Volume Mode	Lock WIN	

Windows system, F-key single-press functions and F-key FN combination functions

Key	F1	F2	F3	F4	F5	F6
Single press	F1	F2	F3	F4	F5	F6
Fn combination	Home page	Email	conversion window	Open File Explorer	Main backlight brightness-	Main backlight brightness+
Key	F7	F8	F9	F10	F11	F12
Single press	F7	F8	F9	F10	F11	F12
Fn combination	Previous	Play/Pause	Next	Mute	Volume-	Volume+

IOS system, single-press function of the F zone and FN combination function of the F zone

Key	F1	F2	F3	F4	F5	F6
Single press	Brightness-	Brightness+	conversion window	Return to Desktop	Main backlight brightness-	Main backlight brightness+
Fn combination	F1	F2	F3	F4	F5	F6
Key	F7	F8	F9	F10	F11	F12
Single press	F7	F8	F9	F10	F11	F12
Fn combination	F7	F8	F9	F10	F11	F12

Operating Instructions

2.4G Mode:
Switch to the right position for 2.4G mode. Press and hold the FN + ~ keys for 3 seconds until the green light flashes rapidly to enter pairing mode. The screen will display 2.4G reconnecting. Insert the receiver and the screen will show 2.4G pairing successful to confirm successful pairing.
Note: When connecting via 2.4G, perform the search first before inserting the receiver. Factory default pairing is pre-configured. The corresponding icon on the TFT screen's main menu will also be highlighted.

BT Mode:
Switch to BT mode on the left:
BT 1# : Press and hold FN+1! . The green indicator light on the 1! key illuminates, and the screen displays BT1 reconnecting/pairing. The green light on the 1! key flashes slowly/rapidly. Upon successful connection, the screen displays BT1 connected/pairing successful, and the corresponding icon on the TFT screen's main menu will also be highlighted.

BT 2# : Press and hold FN+2@ to switch to AULA-NOVA75-2. The green indicator light on the 2@ key illuminates, and the screen displays BT1 reconnecting/pairing. The green light on the 2@ key flashes slowly/rapidly. Upon successful connection, the screen displays BT2 connected/pairing successful, and the corresponding icon on the TFT screen's main menu will also be highlighted.

BT 3# : Press and hold FN+3# to switch to AULA-NOVA75-3. The green indicator light on the 3# key illuminates, and the screen displays BT1 reconnecting/pairing. The green light on the 3# key flashes slowly/rapidly. Upon successful connection, the screen displays BT3 connected/pairing successful, and the corresponding icon on the TFT screen's main menu will also be highlighted.

Wired Mode:
When the switch is set to the middle wired mode, the corresponding icon on the TFT screen's main menu will be highlighted.

Specifications

- Number of keys: 80 keys
- Product size: 319.05 (W) x 140.67 (H) x 44.7 (T) ± 1mm
- Product weight: 1047g (including wire/receiver)
- Changing voltage/current: DC 5V/≦ 1500mA
- Rated voltage: DC 3.7V
- Battery life: about 38 hours (default lighting effect) about 232 hours (turn off all lights)
- Battery capacity: 5000mAh*2
- Charging interface: Type-C
- Computer System Requirements: WIN XP, WIN7, WIN8, WIN10 (Driver may be required under Win9 and Win98 systems), MAC, Android, IOS

Mac systems, F-key single-press functions and F-key FN combination functions

Key	F1	F2	F3	F4	F5	F6
Single press	Brightness-	Brightness+	conversion window	Return to Desktop	Main backlight brightness-	Main backlight brightness+
Fn combination	F1	F2	F3	F4	F5	F6
Key	F7	F8	F9	F10	F11	F12
Single press	Previous	Play/Pause	Next	Mute	Volume-	Volume+
Fn combination	F7	F8	F9	F10	F11	F12

Android system, F-key single-press functions and F-key FN combination functions

Key	F1	F2	F3	F4	F5	F6
Single press	Screen Brightness-	Screen Brightness+	conversion window	Return to Desktop	Main backlight brightness-	Main backlight brightness+
Fn combination	F1	F2	F3	F4	F5	F6
Key	F7	F8	F9	F10	F11	F12
Single press	Previous	Play/Pause	Next	Mute	Volume-	Volume+
Fn combination	F7	F8	F9	F10	F11	F12


Switch to Mac/iOS system key remapping (without locking WIN keys as per table below)

WIN/Android	WIN-L	ALT-L	ALT-R	CTRL-R
Mac/iOS	Option-L	Command-L	Command-R	Option-R

Switch to Mac/iOS system key remapping (without locking WIN keys as per table below)

WIN/Android	WIN-L	ALT-L	ALT-R	CTRL-R
Mac/iOS	Option-L	Command-L	Command-R	Option-R

Dongguan Suoai Electronics CO.,LTD
www.aulastar.com
SOAI Industry Park, Huayu Street Changlong Village Huangjiang Town Dongguan City Guangdong Province
Execution Standard:GB/T 14081-2010
Made in China



Keyboard shortcut functionality

Fn + Scroll Wheel (Long Press) = Switch Knob Function
FN+Shift-R = Cycle through side light effects
FN+>-R = Adjust side light brightness
FN+Ctrl-R = Cycle through side light speed settings
FN+ESC(hold for 3s)= Restore default settings
FN+M key = toggle ambient lighting mode on/off.

Charging instructions

1.it is recommended to use only the computer USB port to charge the keyboard.
2.Please do not use fast-charging mobile phone chargers to charge the keyboard.
3.Please do not use inferior non-standard power adapter to charge the keyboard.
4.Please do not use over-voltage and over-current power adapter to charge the keyboard.
5.when charging, please keep away from high temperature equipment.
6.the indicator light is on when charging, the indicator light is off when fully charged.
7.Please turn off the power switch when not in use for a long time.

The above charging instructions also apply to other devices with charging capabilities (keyboard/mouse/headphones/speakers, etc).

KR 사용자 매뉴얼

- 키 수: 80키
- 제품 크기: 319.05(가로)x140.67(세로)x44.7(높이)±1mm
- 제품 무게: 1047g (케이블/수신기 포함)
- 전압 전압/전류: DC 5V/≦ 1500mA
- 정격 전압: DC 3.7V
- 배터리 수명: 약 38시간 (기본 조명 효과) / 약 232시간 (모든 조명 꺼짐)
- 배터리 용량: 5000mAh*2
- 충전 인터페이스: Type-C
- 필요한 시스템 요구 사항: WIN XP, WIN7, WIN8, WIN10 (Win95 및 Win98 시스템에서는 드라이버가 필요할 수 있음), MAC, Android, IOS

ES Manual de usuario

- Número de teclas: 80 teclas.
- Tamaño del producto: 319,05 (L) x 140,67 (P) x 44,7 (A) ± 1 mm.
- Peso del producto: 1047 g (incluido el cable/receptor).
- Cambio de voltaje/corriente: CC 5 V/≦ 1500 mA.
- Voltaje nominal: CC 3,7 V.
- Duración de la batería: aproximadamente 38 horas (efecto de iluminación predeterminado) aproximadamente 232 horas (apagar todas las luces)
- Capacidad de la batería: 5000 mAh*2
- Interfaz de carga: Tipo C
- Requisitos del sistema informático: WIN XP, WIN7, WIN8, WIN10 (puede ser necesario un controlador en los sistemas Win95 y Win98), MAC, Android, IOS

IT Manuale d'uso

- Numero di tasti: 80 tasti
- Dimensioni del prodotto: 319,05 (L) x 140,67 (P) x 44,7 (A) ± 1 mm
- Peso del prodotto: 1047 g (compreso cavo/ricevitore)
- Tensione/corrente variabile: CC 5 V/≦ 1500 mA
- Tensione nominale: CC 3,7 V
- Durata della batteria: circa 38 ore (effetto luminoso predefinito) circa 232 ore (spegnimento di tutte le luci)
- Capacità della batteria: 5000 mAh*2
- Interfaccia di ricarica: Type-C
- Requisiti di sistema del computer: WIN XP, WIN7, WIN8, WIN10 (potrebbe essere necessario un driver per i sistemi Win95 e Win98), MAC, Android, IOS

RU Руководство пользователя

- Количество клавиш: 80 клавиш.
- Размер продукта: 319,05 (Д) x 140,67 (Ш) x 44,7 (Т) ± 1 мм.
- Вес продукта: 1047 г (включая провод/приемник).
- Минимальное напряжение: 5 В постоянного тока / ≦ 1500 мА.
- Номинальное напряжение: 3,7 В постоянного тока.
- Срок службы батареи: около 38 часов (стандартный световой эффект) около 232 часов (все световые эффекты выключены)
- Емкость батареи: 5000 мАh*2
- Интерфейс зарядки: Type-C
- Системные требования к компьютеру: WIN XP, WIN7, WIN8, WIN10 (для систем Win95 и Win98 может потребоваться драйвер), MAC, Android, IOS

TH คู่มือการใช้

- จำนวนปุ่มกด: 80 ปุ่ม
- ขนาดสินค้า: 319.05 (L) x 140.67 (W) x 44.7 (H) ± 1 มม
- น้ำหนักสินค้า: 1047 g (รวมสาย/รับสัญญาณ)
- แรงดันไฟฟ้า/กระแสไฟฟ้า: DC 5 V / ≦ 1500 mA
- อายุการใช้งานแบตเตอรี่: ประมาณ 38 ชั่วโมง (จุดแสงเริ่มต้น) / ประมาณ 232 ชั่วโมง (ปิดไฟ)
- ความจุแบตเตอรี่: 5000 mAh * 2
- อินเตอร์เฟซชาร์จ: Type - C
- ข้อกำหนดระบบคอมพิวเตอร์: WINXP WIN 7 WIN 8 WIN 10 (โดยอาจต้องมีตัวติดตั้งไดรเวอร์ใน Win 95 และ Win 98) MAC Android IOS

FR Manuel de l'Utilisateur

- Nombre de touches : 80 touches
- Dimensions du produit : 319,05 (L) x 140,67 (P) x 44,7 (T) ± 1 mm
- Poids du produit : 1 047 g (câble/récepteur inclus)
- Tension/courant de fonctionnement : CC 5 V/≦ 1 500 mA
- Tension nominale : CC 3,7 V
- Autonomie de la batterie : environ 38 heures (effet lumineux par défaut) environ 232 heures (toutes les lumières éteintes)
- Capacité de la batterie : 5000 mAh*2
- Interface de chargement : Type-C
- Configuration système requise : WIN XP, WIN7, WIN8, WIN10 (un pilote peut être nécessaire sous les systèmes Win95 et Win98), MAC, Android, IOS

UKR Посібник користувача

- Кількість клавіш: 80 клавіш
- Розмір виробу: 319,05 (довжина) × 140,67 (ширина) × 44,7 (висота) ± 1 мм
- Вага виробу: 1047 г (включно з дротом/приймачем)
- Зміна напруги/струму: 5 В постійного струму / ≦ 1500 мА
- Номинальна напруга: 3,7 В постійного струму
- Термін служби батареї: приблизно 38 годин (стандартний ефект освітлення) / приблизно 232 години (вимкнуті всі світла)
- Ємність батареї: 5000 мАh * 2
- Інтерфейс зарядки: Type-C
- Системні вимоги до комп'ютера: WIN XP, WIN7, WIN8, WIN10 (для систем Win95 і Win98 може знадобитися драйвер), MAC, Android, IOS

Indo Panduan pengguna

- Jumlah tombol: 80 tombol
- Ukuran produk: 319,05 (P) x 140,67 (L) x 44,7 (T) ± 1 mm
- Berat produk: 1047 g (termasuk kabel/penerima)
- Tegangan/arus yang dapat diubah: DC 5V/≦ 1500mA
- Tegangan nominal: DC 3.7V
- Umur baterai: sekitar 38 jam (efek pencahayaan default) sekitar 232 jam (semua lampu dimatikan)
- Kapasitas baterai: 5000mAh * 2
- Antarmuka pengisian daya: Type-C
- Paryaratan sistem komputer: WIN XP, WIN7, WIN8, WIN10 (driver mungkin diperlukan pada sistem Win95 dan Win98), MAC, Android, IOS

说明书技术要求:
1.成品尺寸:80x95mm
2.材质:128g铜版纸
3.工艺:风琴折(正反印刷)